



**INFORMED BY DATA.  
INSPIRED BY YOUTH.**

**SAINT PAUL'S 2013-14 OUT-OF-SCHOOL TIME REPORT**

# A SPROCKETS "SELFIE."

## WE'RE READY FOR OUR CLOSE-UP.

Sprockets is more than 90 organizations strong – including the 44 partners on this map who contribute to the data system and/or take part in the Activator improvement cycle – all dedicated to giving youth the best chance for success through the power of afterschool and summer programming.

Sprockets is a network of partner organizations big and small. Some serve fewer than 15 youth per year while others serve thousands. There's no "one size fits all" when it comes to the activities network partners offer. It's tutoring and homework help. It's arts and cultural activities, like dance,

drama, cooking and crafts. It's sports and recreation, like youth tennis and cycling. It's leadership and community service.

We enthusiastically applaud activities like high school sports and private music lessons that also lead to life-long gains for young people. Yet they aren't part of this report. We're centered on programs that serve young people in our community who most need the support, skills and social-emotional learning that comes from sustained, quality OST participation.

Thanks for being part of Sprockets. Thanks for making a difference.

**“I'm thrilled by this report. After three years of collecting and sharing data, we have a detailed picture of OST in Saint Paul. It's up to us to use the power of this information to create positive change for the young people we serve.”**

— EYENGA BOKAMBA, *Executive Director, Sprockets*



# DATA

2013–14

BY THE **NUMBERS**

## WE'RE USING SOME **GR8** TERMS IN THIS REPORT:

- M<sup>3</sup> = Making Meaning with Multiple Data Sets
- OST = Out-of-school time, including after-school and summer activities
- SAYO = Survey of Academic and Youth Outcomes
- SPPS = Saint Paul Public Schools
- YPQA = Youth Program Quality Assessment

## WE THINK THERE'S NO SUCH THING AS **TMI** WHEN IT COMES TO REPORT DATA:

- We're reporting on 20,850 youth from 38 organizations (unless otherwise noted).
- That's nearly a 180 percent increase from the 7,475 youth we reported on last year!
- 8 new organizations joined the Sprockets data system this year.

“Sprockets is a strong partner in helping young people develop the full range of skills they need for success in school and throughout life.”

— VALERIA SILVA, *Superintendent, Saint Paul Public Schools*

We'd  to **TTYL**

To join Sprockets, contact Jocelyn Wiedow at:  
651.265.0720 • [jwiedow@ywcaofstpaul.org](mailto:jwiedow@ywcaofstpaul.org) • [@sprocketstpaul](https://twitter.com/sprocketstpaul)



# Sprockets Serves Youth All Across Saint Paul

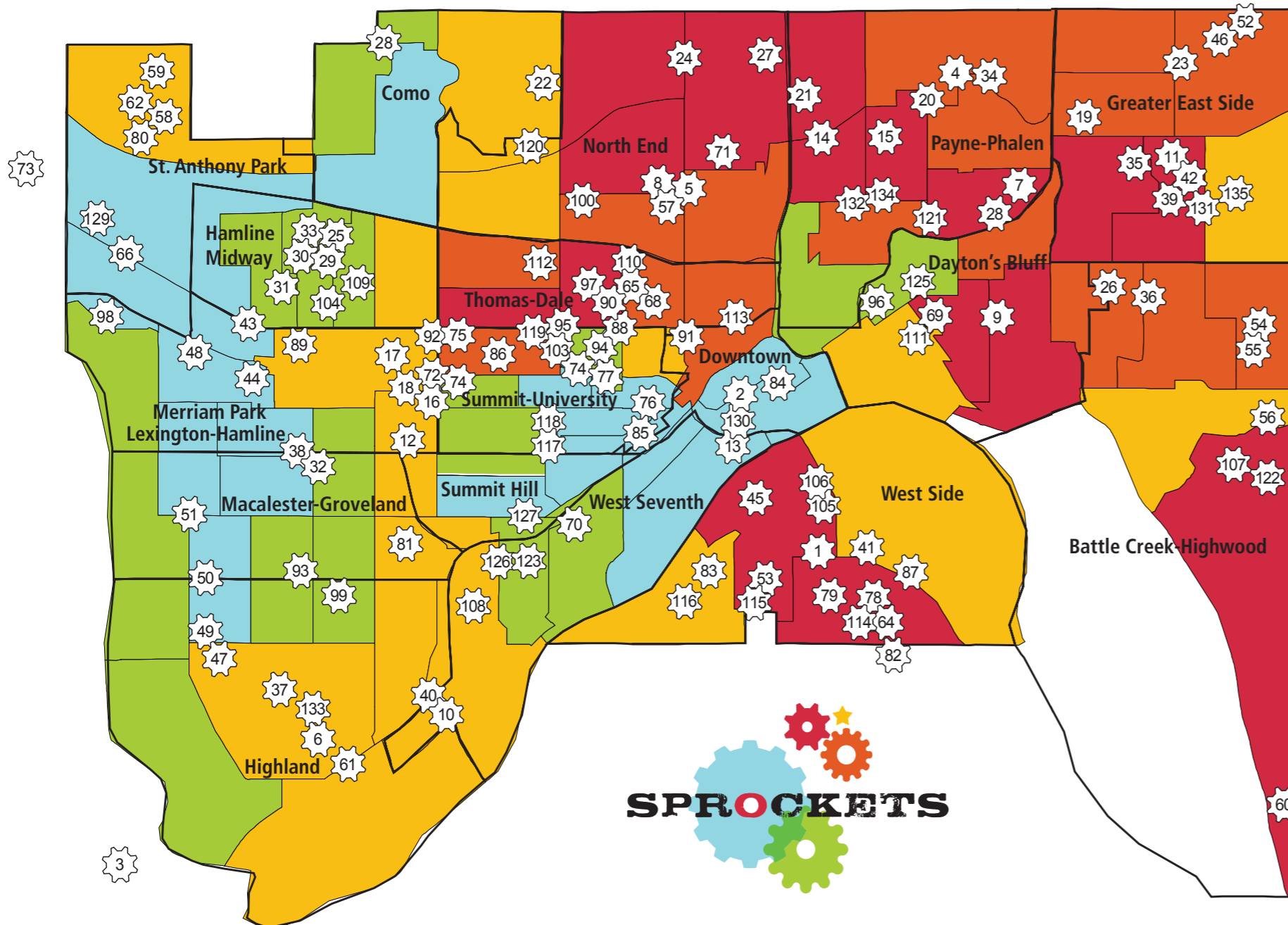
Number of Youth in Sprockets Data System



Partner Program Site

## KEY

Activators & Data Participants Activators Data Participants



Amherst H. Wilder Foundation Youth Leadership Initiative.....	92
Athletes Committed to Educating Students (ACES).....	4, 11, 35, 126
ARTS-US .....	16
Boys & Girls Clubs of the Twin Cities.....	35, 64, 113
Breakthrough Twin Cities .....	53, 110
Building Blocks Tutorial.....	83
Central Community Services, Inc. ....	89
Children's Defense Fund-MN .....	42
CLUES – Youth in Action (YA!) Program .....	30, 124
CommonBond Communities .....	10, 17, 21, 76, 105
ComMUSICation .....	68, 110
Concordia University St. Paul (Hmong Culture and Language program) .....	18
Conservation Corps.....	4, 41, 106, 112, 131
Cycles for Change .....	119
East Side Arts Council .....	4, 24, 134
East Side Learning Center .....	71, 121
Fred Wells Tennis & Education Center .....	3
Girl Scouts River Valleys .....	9, 103
Hmong American Partnership.....	88, 90
In Progress .....	57
KAYSC-Science Museum of Minnesota..	4, 7, 8, 13, 15, 16, 22, 23, 24, 27, 33, 38, 41, 44, 46, 48, 54, 56, 59, 65, 74, 79, 80, 81, 90, 95, 103, 110, 112, 117, 123, 125, 131, 132
Keystone Community Services.....	12, 27, 48
Mid-Continent Oceanographic Institute.....	66
Minnesota Children's Museum.....	2
Neighborhood House .....	41, 79, 105
Project for Pride and Living .....	61, 118
Sabo Center for Democracy and Citizenship .....	41, 45, 53, 78, 79, 82, 87
Saint Paul Parks and Recreation.....	4, 7, 8, 15, 22, 27, 33, 41, 46, 48, 54, 65, 72, 74, 80, 81, 112, 123, 125, 131
Saint Paul Public Library.....	1, 5, 15, 23, 29, 44, 47, 55, 62, 70, 95, 111, 130
Saint Paul Urban Tennis.....	6, 7, 14, 16, 22, 24, 25, 26, 32, 34, 36, 46, 48, 50, 51, 53, 60, 70, 74, 80, 81, 90, 93, 94, 98, 107, 116, 120, 122, 125, 127, 129, 131
Saint Paul Area Council of Churches (SPACC).....	69, 86, 90, 103
Saint Paul Neighborhood Network (SPNN) .....	15, 84
SPSS Community Education .....	4, 9, 19, 24, 28, 31, 37, 38, 39, 40, 49, 51, 56, 58, 59, 99, 100, 103, 107, 108, 115, 126, 133, 135
The Sanneh Foundation.....	6, 20, 24, 26, 75, 79, 120
Twin Cities Housing Development Corporation.....	77
Urban Battle Tutoring and Mentoring Program .....	91
Urban Roots .....	96
West 7th Community Center.....	70
Women's Initiative for Self Empowerment (WISE).....	33, 43, 103, 109
YMCA of the Greater Twin Cities.....	86, 121, 128
Youth Express.....	12
Youth Farm.....	97, 114
YouthCARE.....	27, 73
YWCA St. Paul.....	85, 90



# ACCESS

## THE "MINORITY" IS OUR MAJORITY.

OUR ACCESS DATA REVEALS A CAUSE FOR CELEBRATION: OUR NETWORK IS REACHING THE YOUTH WHO NEED US MOST.

Fully 83 percent of Sprockets network participants are youth of color, which is significantly more than the 67 percent of Saint Paul youth of color tallied in the 2010 census.

African-American youth comprise the largest group with 33 percent, followed by Asian and Native Hawaiian/Pacific Islander with 30 percent. This compares to Saint Paul's overall youth population of 20 percent and 25 percent, respectively. Only 17 percent of Sprockets youth are Caucasian,

significantly less than the 34 percent of Saint Paul's overall youth population.

We match Saint Paul's overall youth population by gender with 49 percent female and 51 percent male participants.

Sprockets network partners are more likely to serve youth facing limited income or poverty. Eighty percent of Sprockets program participants from SPPS qualify for free or reduced lunch.

So who do we serve? Just who we'd hoped: students who have a greater need for academic assistance, for emotional and financial support, and for a chance to succeed.

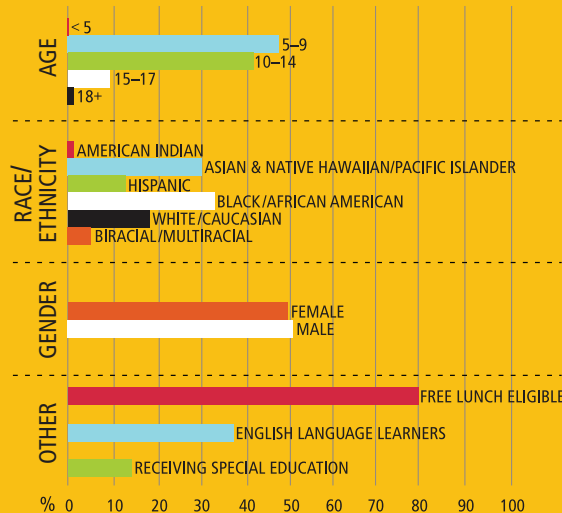


A PROJECT SPIRIT 2ND GRADER TAKES A BREAK FROM HER BOOK TO SHARE A BRIGHT SMILE.

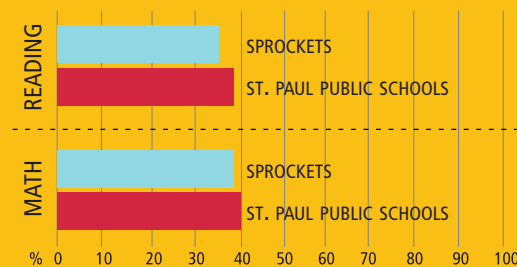
**DATA**  
2013–2014

**89%** of youth in the Sprockets network are elementary and middle-school aged. **How can we engage more high school age youth?**

Sprockets Network Youth



### MCA\* Proficiency Rates



\* MCA = Minnesota Comprehensive Assessment. Proficiency defined as meeting or exceeding MCA standards. Results shown above include SPPS students who were enrolled 150+ days during the 2013–14 school year.

## PROJECT SPIRIT Believing In Youth

It's all about affirming SPIRIT – Strength, Perseverance, Imagination, Responsibility, Integrity & Talent – for African American K–5th graders facing low income and academic challenges at Saint Paul Area Council of Churches' Project SPIRIT.

For these youth, rigorous academic support is a given. But that's not all.

Project SPIRIT inspires these youth to believe

in themselves and envision a brighter future. Culturally-relevant activities like African drumming and the principles of Kwanzaa are part of everyday lessons to strengthen young people's sense of self and their place in history.

And, best of all, youth learn from teachers who look like they do and have overcome similar struggles – mentors who listen, who care, and who understand.

“We – the staff – are Project SPIRIT. We know these students can succeed. We succeed and they can too.”

— SHANENE HERBERT,  
Project SPIRIT



# PARTICIPATION

## THE POWER OF PARTICIPATION.

### MORE DATA TELLS MORE OF THE STORY.

Across the board, Sprockets participation numbers have improved. That's two pieces of good news: 1) we were able to incorporate Saint Paul Community Education data this year for a more complete picture, and 2) we are raising the bar for more sustained participation.

Another bright spot was the 20 percent of youth who participated at more than one network organization this year, up from only 7 percent last year.

But there's still more work to do.

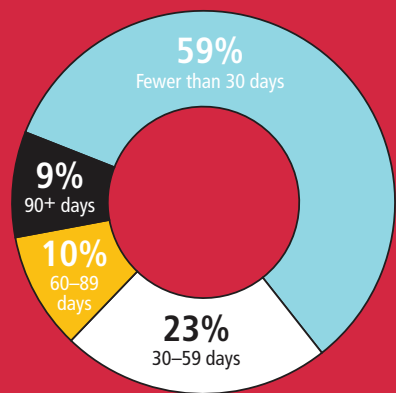
On average Sprockets youth attended 35 days of programming last year. The median was 22 days – half attended 22 or more days and half attended fewer than 22 days. As a network, we're still struggling to get more youth to participate more often in order to attain those all-important developmental benefits.

This year 58 percent of youth attended fewer than 30 days. While that's an improvement over last year's 71 percent, we can do better. Let's dig deeper into the reasons young people aren't attending more frequently and break down those barriers.

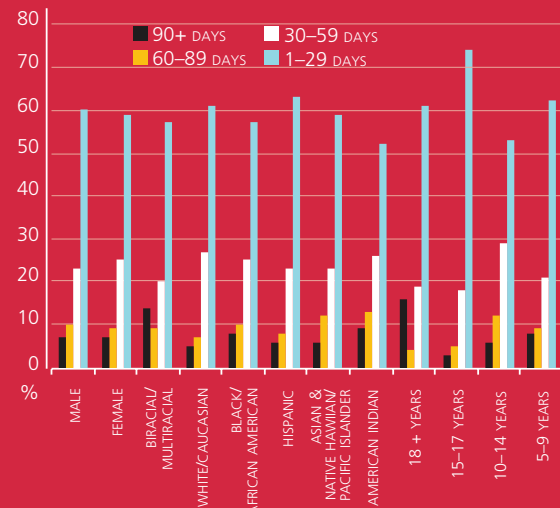


**47%** of 10–14 year-olds attended one organization 30 days or more.  
**How can we encourage 5–9 year-olds (38 percent) and 15–17 year-olds (26 percent) to participate more often?**

### Sprockets Youth Participation Days



### Characteristics of Youth Participants



MANY 52 CLUB MEMBERS ENJOY A FULL WEEK OF SUMMER FUN AT CAMP VOYAGEUR.

## THE 52 CLUB A Simple Idea With a Stellar Impact

Walk into Mt. Airy Boys & Girls Club and you'll see 137 smiling faces on a cheerful banner. They're the 52 Club – youth who've visited at least 52 times per year.

Boys & Girls Clubs of America research found that 52 was their "magic number" for linking participation to positive outcomes. Thus, 52 Club was launched

nationwide in 2012 to celebrate and encourage repeated participation.

Back at Mt. Airy Boys & Girls Club, 52 Club members receive VIP membership cards and field trip opportunities. And the average daily attendance has increased 79 percent since launching this public recognition of participation.

**“The kids love seeing themselves in 52 Club. We love knowing that more youth attendance means more youth success.”**

— STEPHANIE CORCORAN,  
Boys & Girls Clubs  
of the Twin Cities



# QUALITY

## THE DATA ADDS UP TO QUALITY.

OUTCOME DATA. PARTICIPATION DATA.  
QUALITY DATA. YOUTH EXPERIENCE DATA.

Each network partner has a lot of data from a lot of sources. But it can be a little bit overwhelming.

Which data should inform an improvement plan? What does it mean when data sources seem to conflict? How can you involve more people within your organization in the improvement process?

This year we debuted M<sup>3</sup>: Making Meaning with Multiple Data Sets, a new workshop within the

Sprockets Activator Improvement Cycle. M<sup>3</sup> is designed to give network partners tools to create their own quality improvement plans based on reliable information.

M<sup>3</sup> participants told us that planning with all their data sources was incredibly valuable. And they told us that they'd like more assistance writing improvement plans, so we're looking at ways to support those efforts.



**27** network organizations participated in M<sup>3</sup> planning with data workshops this year. **How will data drive your next plan?**

### Quantifying Quality

- **380** youth workers attended **11** professional development workshops on topics like cooperative learning, quality coaching, behavior management and more.
- **42** youth work supervisors joined the ranks of trained quality coaches.
- **88** individuals from **28** network organizations attended Sprockets' quality kick-off at the annual Youth Program Quality Conference in September 2013.
- **135** individuals from **27** network organizations attended M<sup>3</sup>: Making Meaning with Multiple Data Sets in December 2013 or January 2014.
- **55** youth workers joined the hundreds trained on the YPQA by Sprockets over the past **3** years.



A CHEERFUL LITERACY TUTOR WITH ONE OF THE 6,500+ STUDENTS SERVED THROUGH THE TUTORING PARTNERSHIP.

## TUTORING PARTNERSHIP “ “

### A New View of Quality

Arts and athletics, hip-hop and homework help – all programs, regardless of focus, have always used the same YPQA inventory.

That's no longer true for tutoring programs. They now have a special YPQA addendum thanks to the SPPS Foundation's Tutoring Partnership.

The Partnership recognized that some youth programs were increasingly providing

academic support, yet weren't able to measure the quality of that support. So they developed the Academic-Skill Building PQA, a research-based YPQA addendum.

The 20 Tutoring Partnership members using the new Academic-Skill Building PQA are just the beginning. The Weikart Center for Youth Program Quality is rolling it out nationwide, helping hundreds of tutoring programs improve quality.

The new Academic Skill-Building PQA fills an important gap by specifically helping tutoring programs measure and improve quality.”

— NORA ROBINSON,  
Tutoring Partnership



## THE WISDOM TO MAKE A DIFFERENCE.

We see young people's lives improved by our programs – they're doing better in school, their self-confidence is soaring, they're following a newfound passion. We believe our programs make an impact.

### BUT HOW DO WE KNOW?

Again we've turned to the Survey of Academic and Youth Outcomes (SAYO) tool developed by the National Institute of Out-of-School Time to help measure social-emotional gains.

The results were encouraging, with statistically significant gains in Engagement in Learning and Relations with Adults across all 12 SAYO participants. Three partners – Sabo Center for Democracy and

Citizenship, WISE and YWCA St. Paul – also measured Initiative and demonstrated substantial gains. (See chart below.)

This year marked the first time multiple partners used the SAYO Youth survey. Young people gave high marks to Sense of Competence as a Learner and Sense of Competence Socially during both pre- and post-surveys, with little change from fall to spring.

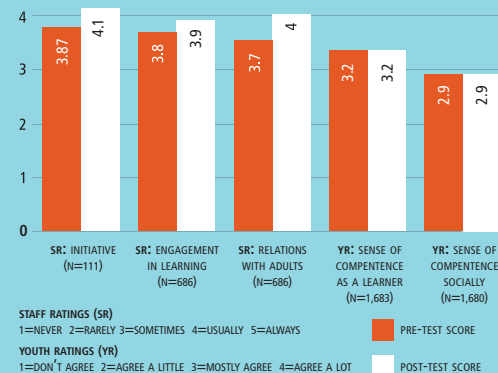
We wonder why. Did youth attend often enough to make a difference? Did we select the right outcomes to measure?

We'll keep asking questions, seeking answers and using that information to improve our programs and deepen our impact.



**71%** more network partners used SAYO this year.  
Will you measure social-emotional learning next year?

### SAYO Results



### 2013-14 SAYO Participants

- Athletes Committed to Educating Students (ACES)
- Breakthrough Twin Cities
- CommonBond Communities
- Keystone Community Services
- SPPS Community Education
- Sabo Center for Democracy and Citizenship
- Saint Paul Neighborhood Network (SPNN)
- West 7th Community Center
- Wilder Foundation's Youth Leadership Initiative
- Women's Initiative for Self Empowerment (WISE)
- YMCA of the Greater Twin Cities
- YWCA St. Paul



A YOUTH OUTDOORS CREW LEADS PLANTING ACTIVITIES ON NATIONAL PUBLIC LANDS DAY AT HIDDEN FALLS REGIONAL PARK.

## CONSERVATION CORPS

### Improving Youth Outcomes In the Outdoors

Removing buckthorn, restoring native prairies, planting trees and . . . earning school credit? That's just what more than 130 10th–12th graders in Conservation Corps' Youth Outdoors program have done thanks to a new partnership with SPPS. Conservation Corps and SPPS collaborate to align afterschool program content with in-school curriculum, providing an alternate way to earn classroom credit.

Students learn about conservation, environment and job skills twice weekly after school, then spend Saturdays installing rain gardens, maintaining trails, and working to improve parks and public spaces throughout Saint Paul.

More beautiful neighborhoods, more systematic partnerships, and more benefits to youth: now that's a win-win-win.

“ I have gained more self-confidence, and I get to work outdoors and make new friends.”

— MAI KOU VANG,  
Youth Outdoors participant  
(second from right, above.)



# FROM VISION TO VALUABLE RESOURCE.

YPQA, SAYO, Citywide Data System, Activator Improvement Cycle – these terms are part of our shared lexicon now, but it wasn't always so.

Before Sprockets' spring 2011 launch, we had no formal system of professional development, no aligned tools to gauge the effectiveness of our work, no central source for information to help answer even the most basic questions about out-of-school time in Saint Paul.

Now we do.

More than 90 organizations are part of Sprockets in some way, including 38 data system partners.

Together we're strengthening OST throughout the city. Our programs are more effective, our youth workers are better trained, and our voices have made youth more visible and valuable to the community.

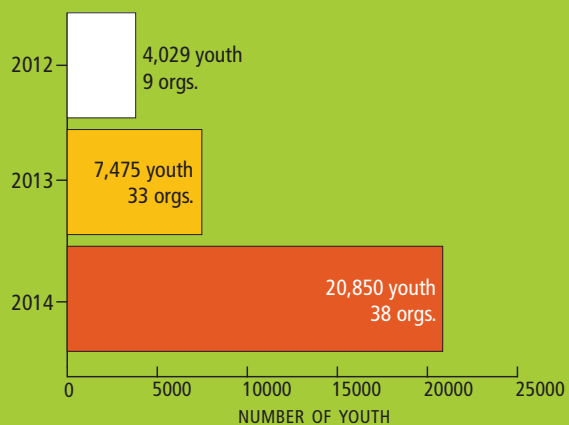
**BETTER YOUTH WORK = BETTER QUALITY PROGRAMS = BETTER OUTCOMES FOR YOUTH.**

Of course, our journey is far from over. But we've taken what was once a dream – to create a vibrant citywide out-of-school time system – and made that a reality for Saint Paul. Let's pause to appreciate and celebrate how far we've come.



**9** cities jump-started their citywide systems with the Next Generation Afterschool System Building Initiative. **How can we "pay it forward" to other cities?**

## Youth in Sprockets Data System



## Sprockets Welcomes 8 New Data Partners

- Amherst H. Wilder Foundation
- ARTS-US
- Boys & Girls Clubs of the Twin Cities
- Breakthrough Twin Cities
- ComMUSICation
- Girl Scouts River Valleys
- Mid-Continent Oceanographic Institute
- SPPS Community Education\*

*\* incorporated into aggregate data for the first time this year!*



MAYOR COLEMAN WRAPS UP HIS YEARLONG TERM AS NATIONAL LEAGUE OF CITIES' PRESIDENT AT ITS ANNUAL CONFERENCE.

## 9 CITIES, 3 YEARS, 1 STRONG NETWORK

Before there was Sprockets, there was an idea: create a citywide system to raise the caliber of OST and positively impact youth outcomes throughout Saint Paul.

Three short years later, here we are.

Saint Paul joined nine cities in a collaboration funded by The Wallace Foundation and National League of Cities that allowed us

to rapidly accelerate our progress. From practicalities to best practices, we learned from colleagues across the country – and we hope we shared some valuable insights with them in turn.

To the partner cities and funders who helped get us where we are today, thank you.

“Sprockets started with a vision to help more young people achieve their greatest potential. Today we're providing quality afterschool experiences to help Saint Paul youth do that.”

— CHRISTOPHER B. COLEMAN, Mayor, Saint Paul



# A REFLECTION FROM A PARTNER.

## Tyler Berres

I'M HONORED THAT SPROCKETS INVITED ME, A YOUTH WORKER, TO REFLECT ON THIS REPORT.

Oftentimes our field has a lot of starts, stops and re-starts. There's a good deal of healthy skepticism when something new comes along.

I had just started a new job with Youth Farm in 2011 when I volunteered to spearhead our participation in a data system pilot for Sprockets, the new city-wide OST network.

Fast forward three years, and I'm proud to see the network continue to build momentum. Today Sprockets is ingrained in Youth Farm's mission and work.

For example, we rely on information from the data system to guide program decisions. Youth Farm prepares approximately 8,000 meals throughout the summer. Knowing which weeks have historically higher or lower attendance is impacting how we purchase food, and in time, may even help us save money.

As I read through the report, I'm struck by the stories behind the facts and figures presented here, and by the similarities we share across the network. We have a shared focus on serving youth with the highest need and a shared struggle to meaningfully engage older teens, plus much more.

By being part of Sprockets we're validating some of our assumptions and challenging others. We're acknowledging our diversity, and finding common ground.

Most importantly, we're working together to support youth success.



Tyler Berres

West Side Program Director, Youth Farm



TYLER BERRES (LOWER LEFT) AND THE "CHEROKEE GARDEN CREW" BIKED DAILY TO THEIR WEST SIDE GARDEN.

**“ The Sprockets data system is revealing information that validates some of our assumptions and challenges others, and helps us be more thoughtful about our program.”**

— TYLER BERRES, *West Side Program Director, Youth Farm*

*Special thanks to our data partners Amherst H. Wilder Foundation and Saint Paul Public Schools. We also gratefully acknowledge The Wallace Foundation, W. K. Kellogg Foundation and Youthprise for support that made this report possible. And we thank Boys & Girls Clubs, Conservation Corps, National League of Cities, Saint Paul Area Council of Churches, SPPS Foundation and Youth Farm for supplying the images used in this report.*







Successful Youth. Quality Programs. That's Sprockets.

## OUR MISSION

Sprockets improves the quality, availability and effectiveness of out-of-school time learning for all youth in Saint Paul through the committed, collaborative and innovative efforts of community organizations, government, schools and other partners.

## OUR VISION

All Saint Paul youth will develop their abilities as learners, contributors and navigators so they can recognize and achieve their greatest potential.

[sprocketssaintpaul.org](http://sprocketssaintpaul.org)

 /SprocketsSaintPaul

 @SprocketsStPaul